

Original Research Article

Effect of different drying methods (oven, sun and solar) on the mineral content of three accessions of roselle (*Hibiscus sabdariffa*) calyces

ABSTRACT

Fresh roselle calyces have shorter shelf life due to their high moisture content. In order to extend their shelf life, roselle calyces are dried. However, the effect of different drying methods on mineral composition are not sufficiently reported. A study was therefore conducted to determine the influence of oven, solar and sun drying methods on the mineral content of three accessions (HS11, HS41 and HS89) of roselle calyces grown in Ghana. A 3×3 factorial experiment laid in Completely Randomized Design (CRD) with three replications was used. The roselle accessions were harvested 12 weeks after planting. Sodium, magnesium, calcium, zinc, potassium, phosphorus and iron were the mineral elements analyzed for using recommended procedures. The study showed that accession HS41 had the highest calcium, iron, potassium, phosphorus and zinc content being (0.98%), (8.36mg/kg), (0.60%), (0.36%), and (2.34mg/kg) respectively. Accession HS89 had the highest magnesium (0.55%) and sodium content (0.030%). With respect to methods of drying, sun recorded significantly highest calcium (0.81%), iron (6.77mg/kg), magnesium (0.42%), sodium (0.03%), and zinc content (1.93mg/kg). On the other hand, Oven drying resulted in the highest potassium (0.58%) and phosphorus content (0.34).

Keywords: roselle accessions, drying methods, minerals.

9 **1.0 INTRODUCTION**

10 Roselle (*Hibiscus sabdariffa* L.) is an annual herbaceous crop of West African origin.
11 Roselle has many uses both on the local and international market. Their high pectin
12 content makes roselle calyces useful in the production of jellies, beverages, jams and
13 confectionaries. According to Wong *et al.* (2002), roselle calyx has highest
14 nutritional and mineral composition due to the presence of β -carotene
15 (1.88mg/100g), vitamin C (141 mg/100g), anthocyanin (2.52 mg/100g), lycopene
16 (164 μ g/100g) and other bioactive compounds such as phytosterols, polyphenols,
17 flavonoids, organic acids and other water-soluble antioxidants. Dried calyces are
18 used as food colorants, flavoring for liquors and herbal tea (Bolade *et al.*, 2009). In
19 Ghana a refreshing beverage (soobolo) produced from the infusion of the calyx is
20 widely consumed (Bolade *et al.*, 2009)

21 The high content of protocatechic acid in roselle makes it a useful product in
22 reducing hypertension, leukemia, pyrexia and blood pressure (Tseng *et al.*, 2000).

23 Roselle extract has high mineral content which function both as an electrolyte and as
24 a catalyst for maintaining growth and development (Untoro *et al.*, 2005).

25 Roselle calyces are harvested when moisture contents are slightly high leading to
26 quick loss of quality and rapid deterioration during handling at ambient conditions
27 (Liberty *et al.*, 2013). Consequently, roselle calyces are dried for extended shelf life.

28 Dried foods have low moisture content which minimizes deteriorative activities of
29 micro-organisms (Mujumdar and Law, 2010) and extend shelf life. Again, drying
30 reduces weight of food making them lighter and convenient for transportation.

31
32 Open sun, solar and oven drying are common methods used for drying agricultural
33 produce though each of them has its own effects on food (Wankhade *et al.*, 2013).
34 Zanoni *et al.* (1999) found out that Vitamin C is heat sensitive and is greatly lost
35 when subjected to high temperatures while Torres *et al.* (1985), reported of a
36 decrease in the protein content of dried food product. In addition, the method of
37 drying and processing conditions influence the texture of dried products (Krokida *et*
38 *al.*, 2001). Although various effects of different methods on food characteristics are
39 known, there is insufficient information on effect of different drying methods on the
40 mineral composition of roselle calyces. This research therefore sought to determine
41 the effect of three different drying methods (oven, sun and solar) on the mineral
42 composition of calyces of three accessions of roselle.

43

44 **2.0 MATERIALS AND METHODS**

45 **2.1 SOURCE OF ROSELLE CALYCES**

46 Seeds of the HS41, HS11 and HS89 roselle accessions were obtained from the
47 Faculty of Agriculture, Kwame Nkrumah University of Science and Technology
48 (KNUST), Kumasi, Ghana. The seeds were then planted on the field at the
49 Department of Horticulture, KNUST.

50

51 **2.1.1 Land preparation, planting and harvesting of calyces of the accessions**

52 Land preparation involved ploughing and harrowing, followed by application of
53 Round Up Ready (glyphosate, 360 g/L) applied at 5.0 L/ha and Gramoxone
54 (Paraquat) applied at 3.5 L/ha for pre-emergence weed control. All entries were
55 planted in a randomized complete block design with three replications. Experimental
56 plots consisted of 6 m × 0.6 m row containing 8 to 12 plants per plot. Plots were
57 separated by 1.0 m alley and blocks were separated by 2 m. Planting density was
58 20,000 plants/ha. Recommended crop management techniques were applied.
59 Irrigation was applied regularly as needed. Fertilizer equivalent to 120:60:40 kg ha⁻¹
60 of N-P₂O₅-K₂O was applied at 14 days after planting. Post-emergence weeds were
61 controlled with Atrazine (4.5 L ha⁻¹) and hand weeding with a hoe. The pests,
62 cabbage fly (*Delia radicum*) and cotton stainer (*Dysdercus superstitionis* and
63 *Dysdercus parasiticum*) were controlled using Conpyrifos 48 % (1-1.5 L ha⁻¹) and
64 Cymethoate Super (1-1.5 L ha⁻¹) and 100 g/L alpha-cypermethrin (1 L ha⁻¹).
65 Irrigation was applied regularly as needed.
66 Harvesting of fresh calyces were done at the 8th week after sowing when the plants
67 were physiologically matured. At this maturity stage the calyces were harvested and
68 subjected to the various drying methods

69 **2.2 EXPERIMENTAL DESIGN FOR LABORATORY STUDIES**

70 A 3 × 3 factorial arrangement in Completely Randomized Design was used and
71 replicated three times. The factors were the drying methods (oven, sun and solar) and
72 the various accessions of roselle (HS41, HSII and HS89)

73 **2.3 Morphological description of the accessions used**

74 HS41 has smooth dark red stems and veins. Leaves are leathery, partially tri-lobed,
75 broad and green-pigmented with succulent dark red calyces and ovoid capsule. HS11
76 has green leaves which are slender and deeply penta-lobed. Its calyces are also
77 succulent and dark red with bright red stems and rough ovoid capsules while HS89 is
78 partially tri-lobed and has broad leaves, succulent calyces, ovoid capsules and
79 smooth dry stems

80

81

82 **2.4 DRYING TREATMENTS**

83 Roselle calyces were dried using sun, oven and solar drying.

84

85 **2.4.1 Sun Drying**

86 One hundred grams (100g) of fresh roselle calyces of each accession were put on a
87 pre-weighed aluminium foil and placed on a table directly under the sunlight at
88 (34.9°C) for 72 hours. The calyces were constantly turned to ensure even drying.

89

90 **2.4.2 Solar Drying**

91 One hundred grams (100g) of fresh roselle calyces from each accession were put on
92 a pre-weighed aluminium foil and placed in the solar dryer for 48hours. The calyces

93 were frequently turned to ensure uniformity and even drying under an average
94 temperature of 56.5°C using RH/Temp data logger (EL-USB-2-LCD+, USA).

95

96

97 **2.4.3 Oven Drying**

98 One hundred grams (100g) of fresh roselle calyces from each accession were put on
99 a pre-weighed aluminium foil and placed in the oven to dry at 60°C within 24 hours.

100

101 **2.5 PARAMETERS STUDIED**

102 Different parameters studied under this research were drying dynamics (temp,
103 weight, moisture) and mineral composition (calcium, sodium, iron, magnesium,
104 potassium, phosphorus and zinc) as described by (24)

105

106 **2.6 DATA ANALYSIS**

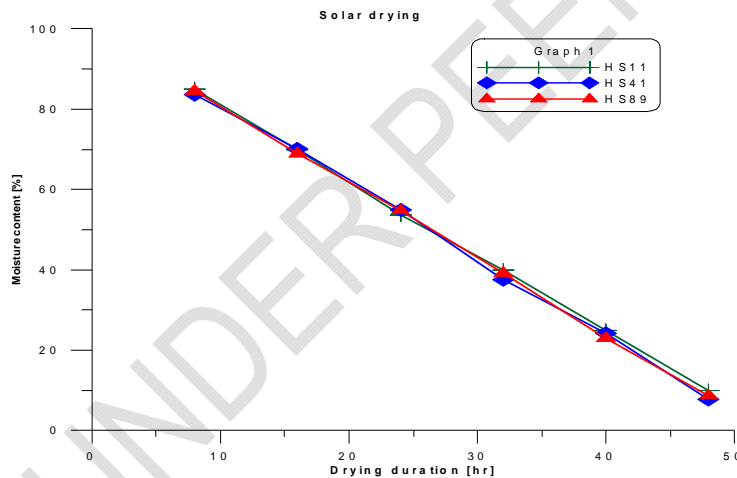
107 Data obtained from the laboratory analysis was subjected to Analysis of Variance
108 (ANOVA) using STATISTIX version 9. The difference in means were separated
109 using Tukeys Honesty significant difference (HSD) at 1%. The results were then
110 presented in tables and graphs.

111

112 **2.0 RESULTS**

113

114

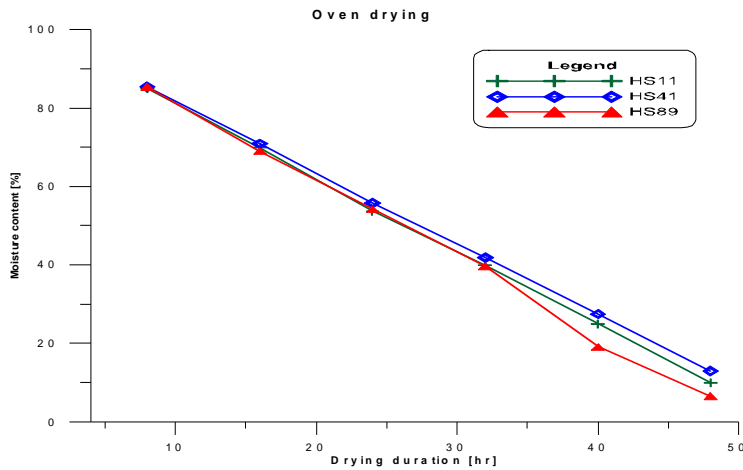


115

116 **Fig 1. Rate of drying (solar) of roselle calyx**

117

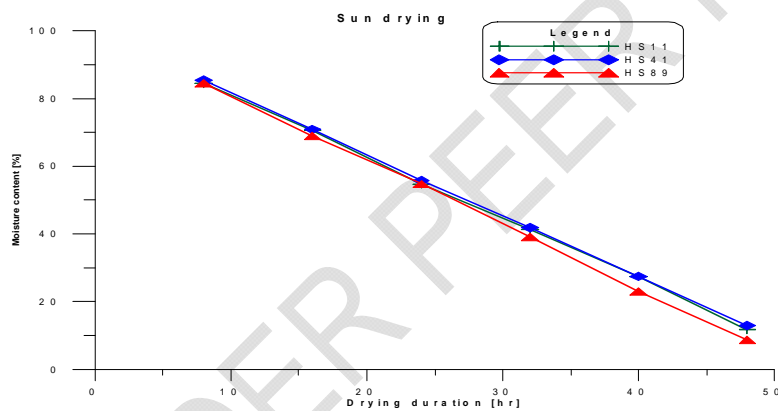
118



119

120 **Fig 2. Rate of drying (oven) of roselle calyx**

121



122

123 **Fig 3. Rate of drying (sun) of roselle calyx**

124

125 Generally, moisture content declined in all the drying methods. The decrease in
 126 moisture content was higher in the oven followed by sun and solar. Whereas the
 127 drying temperature in the oven was 60°C, the solar drier and the ambient
 128 temperatures were 56.5°C and 34.9°C respectively. With respect to the ambient, the
 129 Relative Humidity was 15 – 30%.

130

131 **3.1 MINERAL CONTENT OF THREE ACCESSIONS OF ROSELLE**
 132 **CALYCES.**

133 **3.1.1 Calcium content**

134 The calcium content of the roselle calyces under the different drying methods
 135 differed significantly ($p \leq 0.01$). HS41 had the highest calcium content (0.98%)
 136 followed by HS11 (0.86%) and HS89 (0.53%). Roselle calyces dried by sun had the
 137 highest calcium content (0.81%) followed by roselle calyces dried by solar (0.79%)
 138 and oven (0.78%). Interactively, the calcium content also differed significantly ($p \leq$
 139 0.01) from 0.49% to 1.07%. The least (0.49%) recorded calcium content was HS89
 140 subjected to oven drying and the highest (1.07%) was HS41 subjected to sun drying.

141 Table 3.1.1 Effect of different drying methods on calcium content of three accessions
 142 of roselle calyces

Accessions	Calcium (% w/w?)			Means
	Drying methods			
	Oven	Sun	Solar	
HS89	0.49c	0.51c	0.60c	0.53c
HS41	0.99ab	1.07a	0.89ab	0.98a
HS11	0.87ab	0.84b	0.88ab	0.86b
Means	0.78a	0.81a	0.79a	

HSD (1%): Drying=0.094; Accessions=0.094; Drying*Accession=0.212

143 *What does it mean with the denomination a, b, c?*

144 **3.1.2 Iron content**

145 Drying of calyces of the different accessions of roselle using the different drying
 146 methods resulted in significantly different ($p \leq 0.01$) iron content ranging from
 147 4.77mg/kg to 9.42mg/kg. The least (4.77mg/kg) was recorded by HS89 subjected to
 148 solar drying while the highest (9.42mg/kg) was recorded by HS41 subjected to oven
 149 drying. For the individual effects, solar dried calyces had the least iron content
 150 (6.07mg/kg) while the highest was the sun-dried having iron content of 6.77mg/kg.
 151 Among the accessions, HS89 had the least iron content of 5.41mg/kg similar to
 152 HS11 (5.42mg/kg). The highest (8.36mg/kg) was recorded by HS41 (Table 3.1.2).

153 Table 3.1.2 Effect of oven, solar and sun drying on the iron content of three
 154 accessions (HS41, HS11 and HS89) of roselle calyces.

Accessions	Iron (mg/kg)			Means
	Drying methods			
	Oven	Sun	Solar	
HS89	4.80ef	6.65d	4.77f	5.41b
HS41	9.42a	7.37c	8.30b	8.36a
HS11	4.80ef	6.30d	5.15e	5.42b

Means	6.34b	6.77a	6.07c
HSD (1%): Drying=0.159; Accessions=0.159; Drying*Accession=0.360			

155 *Please, explain the denomination of a, b, c, d, e, f.*

156 3.1.3 Potassium content

157 Table 3.1.3 shows results for potassium content of the calyces of the accession of
 158 roselle dried using different methods. Significant differences ($p \leq 0.01$) existed in
 159 potassium content of the calyces of the different accessions of roselle. HS41 had the
 160 highest potassium content (0.60%), followed by HS11 (0.58%) while the least
 161 (0.52%) was recorded by HS89. With respect to the drying methods, roselle calyces
 162 dried by oven had the highest potassium content (0.58%) followed by roselle calyces
 163 dried by solar (0.57%) with sun drying recording the least (0.54%). As regards the
 164 interaction between accessions and drying methods, HS41 subjected to oven drying
 165 had the highest potassium content of 0.62%.

166 Table 3.1.3 Effect of oven, solar and sun drying on the potassium content of three
 167 accessions (HS41, HS11 and HS89) of roselle calyces.

Accessions	Potassium (%)			Means
	Drying methods			
	Oven	Sun	Solar	
HS89	0.57c	0.43d	0.57c	0.52c
HS41	0.62a	0.61a	0.57c	0.60a
HS11	0.57c	0.59b	0.57c	0.58b
Means	0.58a	0.54c	0.57b	
HSD (1%): Drying=0.006; Accessions=0.006; Drying*Accession=0.013				

168 *What does it mean with the denomination a, b, c?*

169

170 3.1.4 Magnesium content

171 The magnesium content of the calyces of the roselle showed significant difference (p
 172 ≤ 0.01) as far as the accessions and the drying methods were concerned. Sun drying
 173 of roselle calyces was resulted in the highest magnesium content (0.42%) whereas
 174 the least (0.32%) was by solar drying. Sun drying had magnesium content of 0.42%,
 175 being higher than Oven (0.37%) and Solar (0.32%). There was significant accession
 176 and drying method interaction ($p \leq 0.01$) with respect to magnesium content. HS89
 177 subjected to sun drying was the highest (0.63%) and the least (0.20%) was recorded
 178 by HS11 subjected to solar drying as shown in Table 3.1.4.

179

180 Table 3.1.4 Effect of oven, solar and sun drying on the magnesium content of three
181 accessions (HS41, HS11 and HS89) of roselle calyces.

Magnesium (%)				
Drying methods				
Accessions	Oven	Sun	Solar	Means
HS89	0.54b	0.63a	0.49c	0.55a
HS41	0.21h	0.38d	0.27f	0.29b
HS11	0.36e	0.25g	0.20h	0.27c
Means	0.37b	0.42a	0.32c	

HSD (1%): Drying=0.006; Accessions= 0.006; Drying*Accession=0.013

182 *Please, explain the denomination of a, b, c, d, e, f, g, h.*

183

184 3.1.5 Sodium content

185 Differences in sodium content of the roselle calyces under the different drying
186 methods were not significant ($p \leq 0.01$). However, significant differences in sodium
187 content was recorded in the accessions. Whereas the least sodium content (0.016%)
188 was recorded by oven dried HS11, the highest (0.030%) was by HS89. With regards
189 to the interactive effects, Sun and Oven-dried calyces of HS89 had the highest
190 sodium content (.04%) with the least being sun-dried HS41 (0.01%) and solar-dried
191 HS11 (0.01%) as shown in Table 3.1.5.

192

193 Table 3.1.5 Effect of oven, solar and sun drying on the sodium content of three
194 accessions (HS41, HS11 and HS89) of roselle calyces.

Sodium (%)				
Drying methods				
Accessions	Oven	Sun	Solar	Means
HS89	0.04a	0.04a	0.02abc	0.030a
HS41	0.02ab	0.01bc	0.02abc	0.019b
HS11	0.006c	0.03a	0.01bc	0.016b
Means	0.02a	0.03a	0.02a	

HSD (1%); Drying=0.007; Accessions=0.007; Drying*Accession=0.017;

195 *What does it mean with the denomination a, b, c?*

196

197 **3.1.6 Phosphorus content**

198 From Table 3.1.6, significant differences ($p \leq 0.01$) were observed in the phosphorus
 199 content for the roselle calyces subjected to the different drying methods. Sun dried
 200 calyces had the least (0.32%) phosphorus content which was similar to that of solar
 201 dried calyces (0.33%). The phosphorus content of oven dried calyces was the highest
 202 (0.34%). For the accession, HS41 had the highest (0.36%) phosphorus content as
 203 compared to HS11 which was the least (0.31%). Interactions between accessions and
 204 drying methods resulted in significant variation ($p \leq 0.01$) in the phosphorus content
 205 Oven dried HS41 which was highest (0.36%) phosphorus content was similar to
 206 solar and sun dried HS41 as well as oven dried calyces of HS89. The least (0.31%)
 207 was HS11 subjected to both oven, solar and sun as well as HS89 subjected to sun
 208 drying (0.31%).

209 Table 3.1.6 Effect of oven, solar and sun drying on the phosphorus content of three
 210 accessions (HS41, HS11 and HS89) of roselle calyces.

Accessions	Phosphorous (%)			Means
	Drying methods			
	Oven	Sun	Solar	
HS89	0.36a	0.31b	0.33b	0.33b
HS41	0.36a	0.36a	0.36a	0.36a
HS11	0.31b	0.31b	0.31b	0.31c
Means	0.34a	0.32b	0.33b	

HSD (1%): Drying=0.010; Accessions=0.010; Drying*Accession= 0.024

211 *What does it mean with the denomination a, b, c?*

212

213 **3.1.7 Zinc content**

214 From Table 3.1.7, the zinc content recorded a significant difference ($p \leq 0.01$) in the
 215 accessions and the drying methods respectively. Roselle calyces dried by sun had the
 216 highest zinc content (1.93mg/kg) followed by roselle calyces dried by solar
 217 (1.82mg/kg) and the least (1.55mg/kg) was roselle calyce dried by oven. HS41 had
 218 the highest (2.34mg/kg) zinc content of the accession and the least (0.91mg/kg) was
 219 HS11. The interaction between drying methods and accessions were significant ($p \leq$
 220 0.01) HS41 subjected to solar drying had the highest (3.06mg/kg) zinc content and
 221 HS11 subjected to solar drying had the least (0.85mg/kg) as shown in Table 3.1.7.

222 Table 3.1.7: Effect of oven, solar and sun drying on the zinc content of three
 223 accessions (HS41, HS11 and HS89) of roselle calyces.

Accessions	Zinc (mg/kg)			Means
	Drying methods			
	Oven	Sun	Solar	
HS89	2.30bc	2.26c	1.58d	2.05b
HS41	1.49d	2.48b	3.06a	2.34a
HS11	0.85ef	1.05e	0.82f	0.91c
Means	1.55c	1.93a	1.82b	

HSD (1%) Drying=0.093; Accessions=0.093; Drying*Accession=0.211

224 *What does it mean with the denomination a, b, c, d, e, f?*

225
226

227 4.1 MINERAL COMPOSITION OF THE CALYCES OF ROSELLE

228 ACCESSIONS

229 4.1.1 Iron

230 The Recommended Daily Allowance (RDA) of iron for infants, children and adults
 231 according to Carolyn, (1998) ranged from 6 - 15mg/kg while that obtained from the
 232 study, was from 4.77mg/kg - 9.42mg/kg, slightly lower than that of the RDA. Iron
 233 helps in the growth and development of connective tissues and hormones. Its
 234 consumption is also vital for the production of hemoglobin and the oxygenation of
 235 red blood cells.

236

237 4.1.2 Calcium

238 Calcium as an essential mineral helps in bone and teeth formation, as well as the
 239 proper growth of the body. Adanlawo and Ajibade, (2006) reported a calcium
 240 content of 1.27% for roselle but from the study, the calcium content was
 241 comparatively lower (0.49% to 1.07%). This might be due to the genetic makeup of
 242 the accessions.

243

244 4.1.3 Potassium

245 Increasing potassium in the diet protects against hypertension for people who are
 246 sensitive to high levels of sodium (Okoli, 2009). Adanlawo and Ajibade, (2006) as
 247 well as USDA, (2016) reported 4.94% and 4% as the potassium content of roselle.
 248 From the study, a lower potassium content within the range of 0.43% - 0.62% was
 249 obtained. Variation in the results might be due to the differences in the soil type used
 250 for cultivation as well as the different genetic makeup of the calyces. Potassium
 251 maintain the body's fluid volume and also promote proper functioning of the nervous
 252 system (Shahnaz *et al.*, 2003).

253

254 **4.1.4 Magnesium**

255 Magnesium (Mg) is an activator of many enzyme systems which maintains electrical
256 potential during nerve metabolism and Protein synthesis. It also helps in the
257 assimilation of potassium (Underwood, 1994; Shills and Young, 1992). The
258 magnesium content found in roselle was reported by Adanlawo and Ajibade (2006)
259 as 3.87%. Comparatively, the magnesium content (0.20% - 0.63) obtained from the
260 studies was lower probably due to differences in the genetic make-up of the calyces.
261

262 **4.1.5 Sodium**

263 Sodium is a micronutrient that maintains osmotic pressure and helps in the relaxation
264 of muscles (Okoli, 2009). The Sodium content according to USDA, (2016) was
265 reported to be 0.0006 %; Comparatively, high sodium content (0.006% - 0.04%)
266 obtained from the studies, might be due to differences in the genetic make of the
267 calyces. Sodium helps in cell functioning as well as regulation of the body's fluid
268 volume.

269 **4.1.6 Phosphorus**

270 Phosphorus plays a vital role in metabolic processes and helps in the production of
271 ATP. Roselle is reported to contain phosphorus of 0.004% (Nnam and Onyike, 2004;
272 Adanlawo and Ajibade, 2006). From the study, a higher phosphorus content (0.31% -
273 0.36%) obtained might be due to differences in the genetic make-up of the
274 accessions. Consumption of phosphorus helps maintain balance with calcium for
275 strong bones and teeth.

276
277 **4.1.7 Zinc**

278 Zinc helps in the breakdown of carbohydrates as well as maintaining the structural
279 integrity of proteins (Kawashima and Valente-Soares, 2003). The RDA for zinc is
280 15mg/kg (Myhill, 2010) while the zinc content contained in roselle is 12220mg/kg
281 (Adanlawo and Ajibade, 2006). From the study, the zinc content obtained ranged
282 from 0.82mg/kg - 3.06mg/kg which was comparatively lower than that reported by
283 (Adanlawo and Ajibade, 2006). This might be due to differences in the genetic
284 make-up of the calyces. Infants, children, adolescents and pregnant women would be
285 at risk if the RDA for zinc is not met. To meet the RDA for roselle, more of the
286 calyces needs to be consumed.

287 **5.0 CONCLUSION**

288 HS41 had highest calcium, iron, potassium, phosphorus and zinc content while HS89
289 recorded highest magnesium and sodium content.

290 Of the drying methods sun recorded highest calcium, iron, magnesium, sodium and
291 zinc content with oven recording highest potassium and phosphorus content.

292

293 **COMPETING INTERESTS**

294 Authors have declared that no competing interests exist.

295

296 **REFERENCES**

- 297 1. Wong, P-K., Salmah, Y., Ghazali, Y. M. and Yaakob, C. M. (2002).
298 Physicochemical characteristics of roselle (*Hibiscus sabdariffa* L.).
299 *Nutrition and Food Science* 32:68-73.
- 300 2. Bolade, M. K., Oluwalana, I. B., & Ojo, O. (2009). Commercial practice of
301 roselle (*Hibiscus sabdariffa* L.) beverage production: Optimization of hot
302 water extraction and sweetness level. *World Journal of Agricultural Sciences*,
303 5(1), 126-131.
- 304 3. Tseng, T., Kao, T., Chu, C., Chou, F., Lin, W., & Wang, C. (2000). Induction
305 of apoptosis by hibiscus protocatechuic acid in human leukemia cells via
306 reduction of renoblastoma (RB) phosphorylation and Bcl-2 expression.
307 *Biochemical Pharmacology*, (60, 307–315).
- 308 4. Untoro, J., Karyadi, E., Wibowo, L., Erhardt, M. W., & Gross, R. (2005).
309 Multiple micronutrient supplements improve micronutrient status and anemia
310 but not growth and morbidity of Indonesian infants: a randomized, double-
311 blind, placebo-controlled trial. *The Journal of nutrition*, 135(3), 639S-645S.
- 312
- 313 5. Liberty, J. T., Ugwuishiwu, B. O., Pukuma, S. A., & Odo, C. E. (2013).
314 Principles and application of evaporative cooling systems for fruits and
315 vegetables preservation. *International Journal Curr. Eng. Technol*, 3(3).
- 316
- 317 6. Mujumdar, A. S., & Law, C. L. (2010). Drying technology: Trends and
318 applications in postharvest processing. *Food and Bioprocess Technology*,
319 3(6), 843-852.
- 320
- 321 7. Wankhade P., Sapkal R, and Sapkal V (2013) Drying Characteristics of Okra
322 Slices on Drying in Hot Air Dryer. *Procedia Engineering* 51: 371-374.
- 323
- 324 8. Zaroni B, Peri C, Giovanelli G, Nani R (1999) Study of oxidative heat
325 damage during tomato drying. *Acta Horticulturae (ISHS)* 487, 395-400
326 Marfil PHM, Santos EM, Telis VRN (2008) Ascorbic acid degradation
327 kinetics in tomatoes at different drying conditions. *Food Science and
328 Technology*41, 1642-1647
- 329
- 330 9. Torres, J. A., Motoki, M., & Karel, m. (1985). Microbial stabilization of
331 intermediate moisture food surfaces I. Control of surface preservative
332 concentration. *Journal of food processing and preservation*, 9(2), 75-92.
- 333

- 334 10. Krokida MK, Maroulis ZB, Saravacos GD (2001) The effect of method of
335 drying on colour of dehydrated product. *Int J Food Sci Technol* 36:53–
336 59
337
- 338 11. Carolyn, D. B. (1998). *Advanced nutrition micronutrients* (pp. 172–193).
339 New York, NY: CRC Press. *Advanced nutrition micronutrients* (pp. 172–
340 193). New York, NY: CRC Press.
341
- 342 12. Adanlawo IG, Ajibade VA. Nutritive Value of the Two Varieties of roselle
343 (*Hibiscus sabdariffa L.*) calyces soaked with wood ash. *Pakistan Journal of*
344 *Nutrition*. 2006; 5(6):555-557
345
- 346 13. Okoli J.N., (2009). *Basic nutrition and diet therapy*. University of Nigeria
347 press Ltd. UNN Nigeria, p.74.
348
- 349 14. USDA, (2016). Basic Report:09311, roselle, raw. National Nutrient Database
350 for Standard Reference Release 28.
351
- 352 15. Shahnaz, A., Atiq-Ur-Rahman; M. Qadiraddin and Q Shanim, (2003).
353 Elemental analysis of *Calendula officinalis* plant and its probable
354 therapeutic roles in health. *Pakistan Journal of Science and Industrial*
355 *Research* 46: 283-287.
356
- 357 16. Underwood, E.J., (1994). *Trace elements in human and animal nutrition*. 3rd
358 ed. Academic Press, New York, London. pp. 1-13 & 461- 478.
359
- 360 17. Shills, M. Y.G and Young, V. R. (1992). *Modern nutrition in health and*
361 *disease*. In: *Nutrition*, Nieman, D.C., D.E. Butter Worth and C. N. Nieman
362 (Eds.). WAC Brown Publishers, Dubugu, USA., PP: 276-282.
363
- 364 18. Nnam, N., & Onyeke, N. G. (2004). Sorrel (*Hibiscus sabdariffa*) Calyx as a
365 Promising Source of beta-carotene to control Vitamin A Deficiency.
366 *Report of the XXII*, 66.
367
- 368 19. Kawashima, L. M., & Soares, L. M. V. (2003). Mineral profile of raw and
cooked leafy vegetables consumed in Southern Brazil. *Journal of Food*
Composition and Analysis, 16(5), 605-611.
Myhill, S., (2010), *Trace Elements in Food: Eating to Meet Your RDAs* pp.
1- 8.