

**PERCEPTION AND FARMER KNOW-HOW ON CONSERVATION  
TECHNIQUES FOR CEREALS AND PULSES IN THE FAR NORTH OF  
CAMEROON**

**ABSTRACT :**

**Introduction:** The storage and preservation of agricultural products remain the only conditions ensuring the almost permanent availability of foodstuffs. However, infestations due to insects and microorganisms are very often noted.

**Objective:** This present work aimed at understanding farmers' constraints, perceptions, and know-how on the post-harvest conservation of cereals and pulses.

**Place and Duration of Study:** A survey was conducted from March 2017 to March 2018 among 320 producers in the Far North region (Cameroon).

**Methodology:** The questionnaire consisted of closed and open questions which mainly related to the principal stored grains, the main constraints, and the usual means of control of stocks. The interview was conducted in a local language (Fulfulde), Arabic and/or French during 25 minutes for each participant. Insect stock photos were also presented to the participants for confirmation of the information given.

**Results:** The results show that producers in our study area are aware of the post-harvest damage and adopt stock control techniques according to the nature of the products, the fate of the grain and the storage structure. The main food crops grown are sorghum (44.4%), cowpea (24.1%) and maize (15.60%). Six main types of storage structure; three methods of storing foodstuffs, five modes of packaging and, six usual methods of control were identified **but store maintenance and warehouse monitoring (56.25%) was the most used.** According to respondents, insects are the main causes of post-harvest losses. **11 species belonging to four orders were recorded.**

**Conclusion:** The producers in our study area are aware of the post-harvest damage and adopt stock control techniques according to the nature of the products, the fate of the grain and the storage structure. But this control would be more efficient if all producers had access to training on storage techniques, isothermal bags or the use of resistant varietal genotypes.

**Keywords:** *Cereals, Pulse, Storage structure, Storage methods, Postharvest*

**1. INTRODUCTION**

Cereals, as well as legumes, account for 75% of the staple food of people in developing countries, making them the main food source in the world [1,2]. In this respect, cereals in addition to representing 8 to 12% on average of daily protein intake; are very rich in glucose (starch), mineral salts including phosphorus and are the main source of vitamin B [3]. Legumes, on the other hand, are of triple dietary, ecological and economic interest [4, 5, 6]. Also, if food self-sufficiency means to produce enough, it also implies good conservation of this production for consumption as and when needed. **Some authors** share this view when they say that: "To counter food insecurity in the underdeveloped countries in the tropics and more specifically in sub-Saharan Africa; Africa must either reduce its population growth, increase its agricultural production by increasing crop yields and areas, or reduce losses before and after harvest" [7]. However, stored products are subject to deterioration of all kinds, which is caused by many agents including insects and stock pathogens that often damage much of the stored product [8].

48 Globally, losses of agricultural products caused by stored-product pests are 25 to 40% on  
 49 average, ie 1.3 to 1.9 million tonnes and represent an annual monetary value of nearly \$ 58 billion [9,  
 50 10, 11]. This percentage is even higher in developing countries in general and in sub-Saharan Africa  
 51 in particular, where the rapid population growth and the food requirements it entails are the highest,  
 52 underlining the importance of the problem to solve and constituting a persistent challenge.

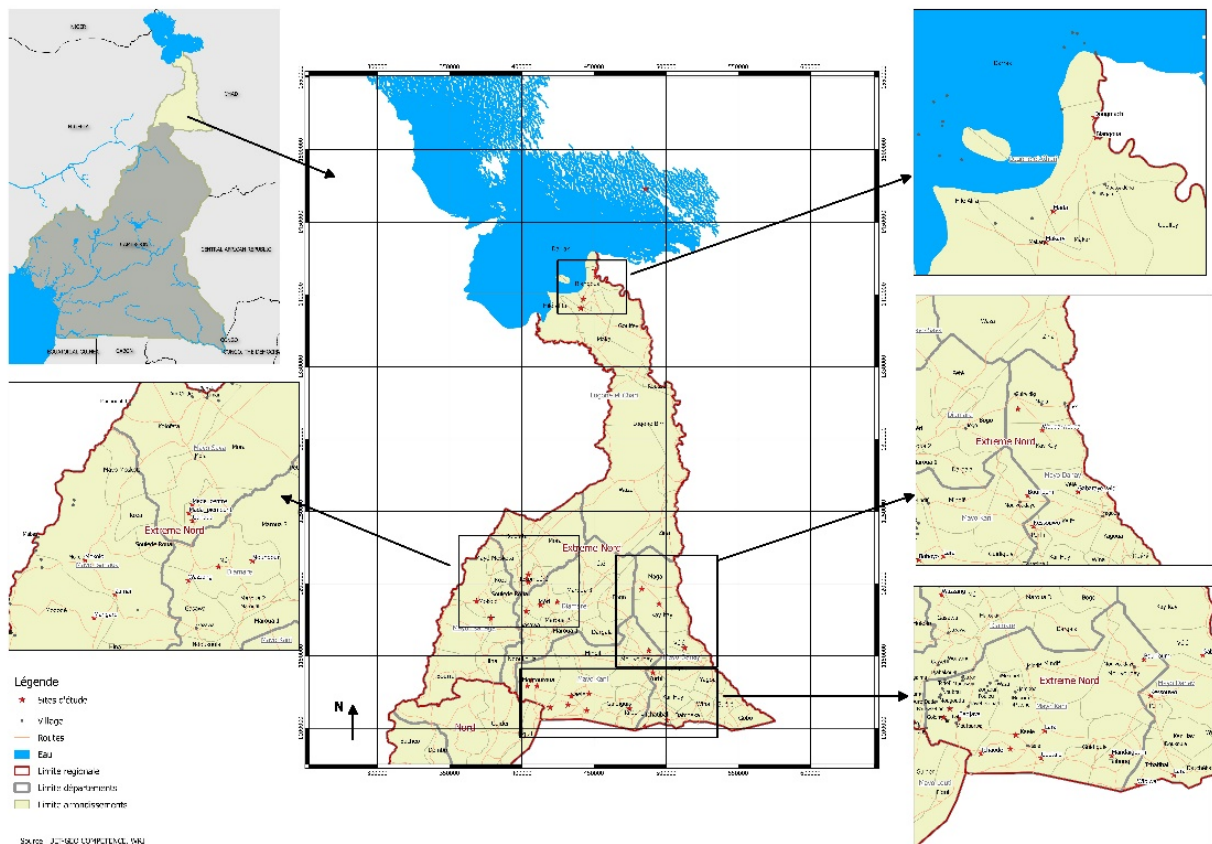
53 In the face of these post-harvest losses, different control methods have been developed.  
 54 These include physical methods (hermetic storage, drying), chemical control based on the use of  
 55 synthetic pesticides, the use of plant material, the use of essential oils and varietal resistance [12, 13,  
 56 14, 15]. The excessive use of chemicals in the preservation of foodstuffs against their pests has  
 57 serious consequences for the health of users, consumers and the environment, and often causes the  
 58 development of resistance phenomena in certain insect pests [16, 17]. Based on this observation and  
 59 on the basis of observations on the involvement of the population in Western development aid [18], a  
 60 survey of farmers' constraints, perceptions and know-how on the post-harvest conservation of cereals  
 61 and legumes in the region of the Far North of Cameroon has been undertaken with the aim of looking  
 62 for peasant know-how, capable of helping us to develop long-term integrated control strategies taking  
 63 into account the sustainable protection of the environment.

64

65 **2. MATERIAL AND METHODS**

66 **2.1 Study site**

67 Our study was conducted in 36 villages in the six departments.....divisions of the Far North  
 68 region: 3 villages in the Highlands; 10 in the foothills; 10 in the Flood Plain and 13 villages in Dry Plain.  
 69 This region is submitted to a Sudano-Sahelian climate characterized by two seasons: a short rainy  
 70 season (June to September) and a long dry season (October-May) [19].



71

72

**Figure 1:** Map of the study site presenting the 36 villages

## 2.2. Questionnaire and survey

The choice of villages and participants was facilitated by the support of the agricultural agents on the basis of the production, availability, and diversity of the stocks. A semi-structured individual interview questionnaire was used in the survey [20]. A total of 320 farmers (241 men and 79 women) 38 in Diamaré, 99 in Logone et Chari, 38 in Mayo Danay, 28 in Mayo Sava and 28 in Mayo Tsanaga were interviewed separately within their farming areas or around their residence. The interviews were done in the local language (Fulfulde), Arabic and/or French and lasted approximately 25 minutes for each participant. The questionnaire consisted of 30 questions grouped into 4 main parts which sought to know: (1) the types of crops and cultural techniques carried out; (2) the products stored (nature, duration of flow, quantity and destiny) and grain conditioning modes; (3) the main storage structure; (4) the main constraints of stocks and the usual means of control. Data were also collected on the socio-demographic characteristics of respondents. Insect stock photos were also presented to the respondents for confirmation of the information given. The counting of the number of respondents by the flat-sorting technique made it possible to highlight the information sought.

## 2.3. Data analysis

The qualitative and quantitative data were summarized as contingency tables and analyzed using the chi-squared test by SPSS 18. The separation of the averages statistically significant has been achieved using the test of Student Newman-Keuls at the probability level of 5%.

## 3. RESULTS

### 3.1. Socio-demographic characteristics of the surveyed population

Table 1 below gives the general characteristics of the 320 producers surveyed. Our results show that the age of participants ranged from 19 to 84 years with an average age of  $42.60 \pm 13.75$  years. The most active population was recorded in the age groups that of over 50 years in all department.....divisions (25.56%). Moreover, our study reveals that 42.5% of participants can neither read nor write. Furthermore, the main activity of the participants is agriculture (42.5%) and the main secondary activities practiced are also agriculture (47%).

105 **Table 1:** Distribution of respondents according to demographic characteristics in a different  
 106 department.....division.  
 107

Variable	Category	Diamaré (n=38)	Logo. et Cha. (n=99)	Mayo Dan (n=38)	Mayo Kani (n=94)	Mayo Sava (n=28)	Mayo Tsana. (n=23)	$\chi^2$ Value	P-value
Gender	Female	3.45	5.96	2.19	9.72	0.94	2.19	9.92	.08ns
	Male	8.46	25.08	9.72	19.43	7.84	5.02		
Age	Young (<25 years)	4.23	2.71	2.75	2.23	6.36	1.88	35.89	.21ns
	Middle age 25-35 years	20.95	20.46	20.64	17.32	28.14	18.16		
	35- 40 years	31.90	19.73	21.95	31.53	28.14	28.07		
	Old > 50 years	42.92	57.08	54.65	48.40	37.36	51.89		
Marital Status	Divorce/Widowed	7.90	6.06	2.64	8.51	3.57	4.35	28.52	.28ns
	Married	89.47	91.92	89.47	86.17	96.43	86.95		
Education level	Single	2.63	2.02	7.89	5.32	0.00	8.70	112.24	.0001***
	Illiterate	36.84	74.75	21.05	31.91	7.14	34.78		
	Primary	23.68	14.14	55.26	31.91	71.43	43.48		
	Secondary	31.58	4.04	18.42	32.98	21.43	21.74		
Main activity	Post secondary	5.26	7.07	0.00	0.00	0.00	0.00	52.99	.0009***
	Uuniversity	2.63	0.00	5.26	3.19	0.00	0.00		
	Public Salaried	5.26	1.01	2.63	2.13	7.14	0.00		
	Private samaried	5.26	2.02	28.95	6.38	7.14	4.35		
	Self-employment	26.32	39.39	13.16	44.68	25.00	60.87		
Secondary activity	Farmers	47.37	43.43	39.47	41.49	42.86	30.43	84.50	.0003***
	Others	15.79	14.14	15.79	5.32	17.86	4.35		
	Farmers	44.74	53.54	60.53	39.36	28.57	52.17		
	Livestock	13.16	18.18	15.79	8.51	46.43	21.74		
	Farmers and Liv.	7.89	1.01	18.42	11.70	14.29	8.70		
Other	34.21	27.27	5.26	40.42	10.71	17.40			

108 † Logo. et Cha.: Logon et Chari Mayo Dan. Mayo Danay  
 109 Mayo Tsana: Mayo Tsanaga Farmers and Liv. : Farmers and Livestock  
 110  
 111

### 112 3. 2. Characterization of agricultural holdings

#### 113 3.2.1. Area exploited

114 The results show that 35.00% of respondents have farms of less than 1 hectare (ha) and  
 115 42.19% have 3 ha or more. The distribution by sex shows that 23.44% of men and 11.56% of women  
 116 have a cultivated area between 1 and 2 ha while 36.88% and 5.31% respectively of men and women  
 117 have an area of exploitation of more than 3 ha (Table 2).  
 118

#### 119 3.2.2. Cultures realized and cultural techniques

120 The main food crops grown in this region were millet/sorghum (44.4%), maize (15.6%), and  
 121 cowpea (24.1%). To these crops were added onion, cotton, sesame, groundnut, peanut, potato,  
 122 Bambara groundnut, and market gardening. With regard to cropping techniques, respondents said  
 123 71.88% practice the monoculture against 28.12% who make the polyculture (cereals/market  
 124 gardening). The most common crop-growing systems are cowpea or Bambara groundnut or groundnut  
 125 with Sorghum or Millet, on the one hand, groundnut, market gardening (okra, vegetables) with Maize  
 126 or Millet on the other hand.  
 127

128

129 **Table 2:** Distribution of **percentage** respondents according to culture system, principal and secondary  
 130 cultures, quantity stored and area cultivated in the different **department.....division**  
 131

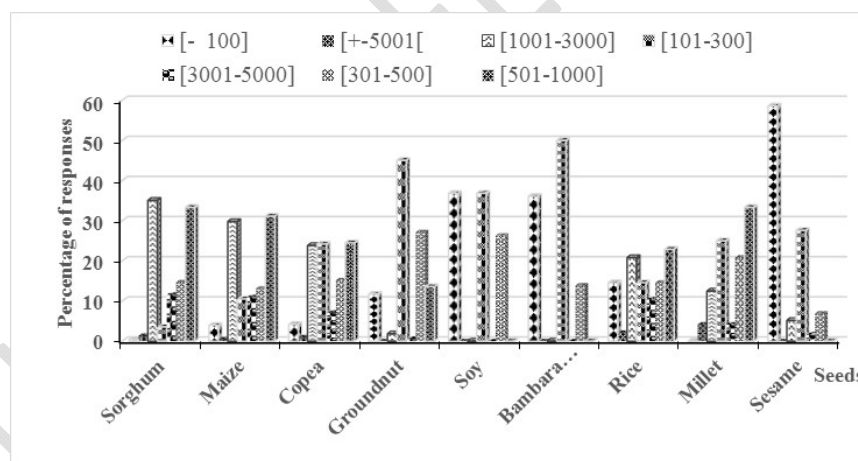
Variable	Culture system (monocrop)	Principal culture (Sorghum)	Secondary Culture (Cowpea)	Quantity stored (1t-3t)	Area Cultivated (1ha and more)
<b>Department.....Division</b>					
Diamaré	9,4 (30)	8,8 (28)	14,8 (38)	7,8 (25)	11,3 (29)
Logone et Chari	17,8 (57)	0,6 (2)	27,2 (71)	12,5 (40)	34,8 (89)
Mayo Danay	10,9 (35)	6,2 (20)	12,1(31)	4,7 (15)	14,1 (36)
Mayo Kani	21,2 (68)	17,2 (55)	28,5 (73)	13,8 (44)	19,1 (49)
Mayo Sava	7,2 (23)	7,5 (24)	8,6 (22)	3,1 (10)	9,0 23)
Mayo Tsanaga	5,3 (17)	4,1 (13)	8,2 (21)	4,1 (13)	5,1 (13)
Valeur du $\chi^2$	29.11	18.79	31.87	5.80	85.78
<i>P-value</i>	0.0012	<0.0001	<0.0001	0.001	<0,001

132 † The numbers in parentheses correspond to the number of participants in each division that  
 133 responded for a variable considered  
 134

### 135 3.3. Characterization of stored products: Nature, Quantity, Destiny and Flow Time

#### 136 3.3.1. Nature of grain and quantity of stocks

137 A total of 09 types of grain were identified in the storage structures. The analysis of our results  
 138 reveals that there is a significant difference in the nature of the grains stored in each  
 139 **department.....division** ( $\chi^2 = 655.76$ ,  $P\text{-value} = 0.0001$ ). Sorghum/Millet is the main storage  
 140 commodity followed by cowpea and maize respectively 49.7%, 26.56%, and 18.13%. According to the  
 141 quantities, the most important stocks are in order of decreasing Sorghum, Maize, Cowpea, Groundnut,  
 142 Sesame, Bambara groundnut, Rice, Millet, and Soy (Figure 2).  
 143



144 **Figure 2:** Distribution of quantities of stored seed in the Far North region  
 145  
 146

#### 147 3.3.2. **Destined...Destiny of stocks**

148 From a total point of view, the cereals stored in this region are according to our sample and  
 149 independently of the **department.....division** considered, intended mainly for the consumption  
 150 whereas the legumes are primarily intended for the sale and oilseeds for sale and consumption. In  
 151 fact, 58.04%, 55.90%, 66.66% and 27.66% of the stocks respectively of Sorghum, Maize, Millet and  
 152 Rice on the one hand and on the other hand, 5.81%, 15.76%, 34.29% of the Cowpea,  
 153 **Soybean.....Soy** and Bambara groundnut stocks are destined for self-consumption. Similarly, 6.25%,  
 154 6.55% 4.17% and 21.28% of the stocks of Sorghum, Maize, Millet and Rice for 55.80%, 63.15% and  
 155 37.14% of stocks. Cowpea, Soy, and Bambara groundnut are for sale. Despite the almost familiar



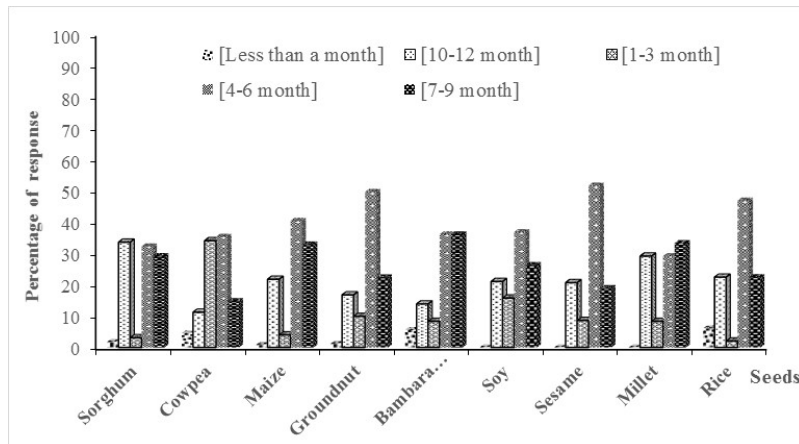
156 fates of each commodity, it has been reported that, depending on the needs, consumer goods may be  
 157 sold and vice versa. The seeds of these producers came for the most part from previous harvests.  
 158

159

### 3.3.3. Running time of stocks

160

161 The duration of disposal of stocks depends mainly on the destination of the commodity and  
 162 its nature and secondarily on its quantity and the type of storage structure. In fact, cereals are kept for  
 163 a relatively longer time than legumes (Figure 3). The analysis of these results shows that among the  
 164 cereals Sorghum and Millet appear to be the foods that are kept longer with an average duration of  
 165 twelve months, followed by Bambara groundnut and Soy (7-9 months), then corn, peanut, sesame and  
 166 rice (about 6 months) and finally cowpea which has an average shelf life of fewer than 6 months.



167

168

**Figure 3:** Distribution of the average duration of disposal of stocks of food stored in the Far North region

169

170

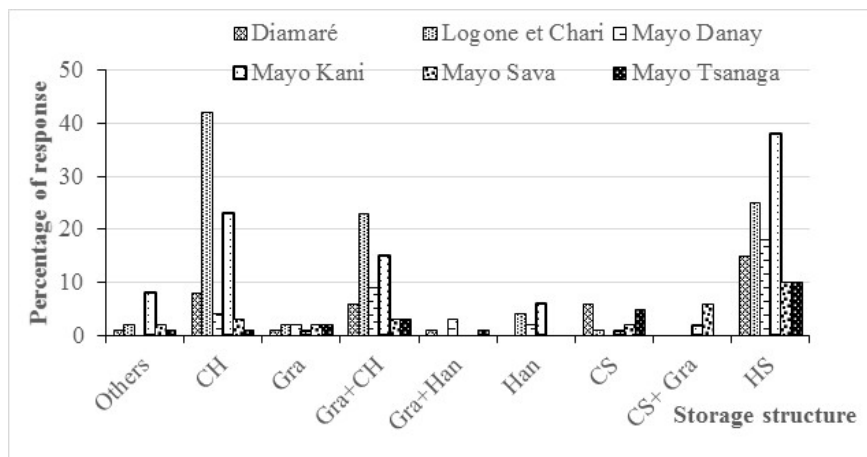
### 3.4. Characterization of storage structures and a reason for the choice

171

172 Six main types of storage structure were identified in the participants (Figure 4), depending  
 173 on the nature of the commodity, the fate and the quantity  $\chi^2 = 57.74$ ,  $P$ -value = 0.03). The storage  
 174 structures most often favored by farmers are home stores (36%) and house corners (25%).

175

176 About 18% of participants say they store their food simultaneously in attics/sheds and  
 177 house corners, depending on the nature of the grain and its intended purpose. In fact, legumes and  
 178 oilseeds (groundnut) are placed on the roofs of houses ("Dankins" / sheds) and grain cereals in the  
 179 attics or on racks in the houses. In the absence of attics, the grains are ginned and put in bags and  
 180 stored in corners of houses or shops. **Some storage structures encountered in the study site were  
 181 illustrated in** Figures 5 (A to F). 63.1% of respondents say that they choose one storage unit according  
 to the nature of the grain, safety, and accessibility ( $\chi^2 = 83.46$ ,  $P = 0.002$ ) (Figure 6).



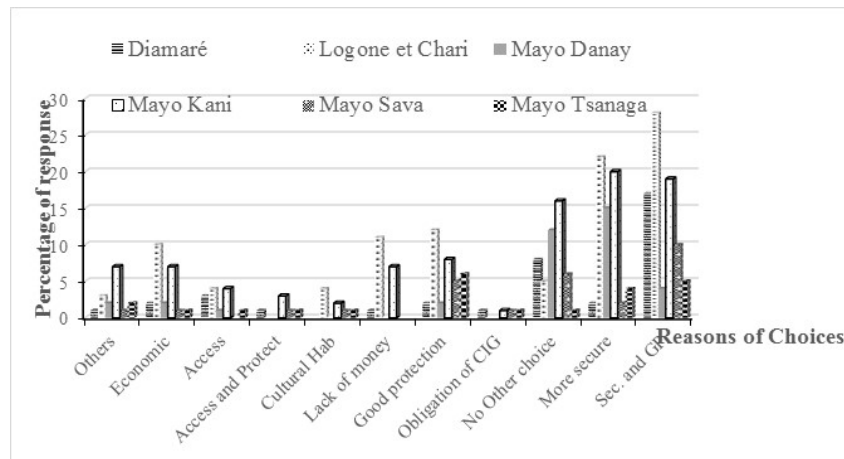
182  
 183 **Legend:** CH: Corners houses; Gra: Granaries; Gra+CH: Granaries+Corners Houses; Gra+Han;  
 184 Granaries+Hangar; Han: Hangar; CS: Community Store CS+Gra: Community store+ Granaries; HS: House  
 185 Store

186 **Figure 4:** Distribution of the different storage structures used in the Far North region



187  
 188  
 189  
 190  
 191  
 192  
 193  
 194  
 195  
 196  
 197  
 198  
 199  
 200  
 201  
 202  
 203 **Legend:** A. Community store      B. Granary      C. Hangar      F. Bulk storage at concession corners  
 204 G. Rooftop storage of houses      H. Storage racks

205  
 206  
 207 **Figure 5:** Images of some grain storage structures in the Far North region (Mala, 2017)



210  
211  
212  
213  
214  
215  
216  
217  
218  
219  
220  
221  
222  
223  
224  
225  
226  
227  
228  
229  
230  
231  
232  
233  
234  
235  
236  
237

**Legend:** **Assess:** Accessibility; **Access and Protect:** Accessibility and Protection; **Cultural Hab:** Cultural Habits; **Sec and GP:** Security and good protection

**Figure 6:** Distribution of the various reasons advanced justifying the choice of the storage structure

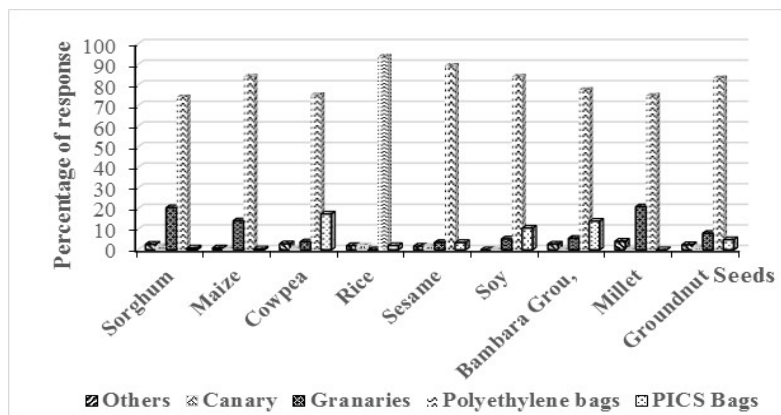
### 3.5. Main constraints of stocks and the usual control

The main storage constraints reported by participants are, in order of importance, insects, rodents, mold/moisture and birds. Insects alone can cause losses of more than 50% of the harvest over an average of 4 months. The largest losses are recorded on cowpea while the lowest losses are recorded on Millet, soybean.....Soy, and Sesame (less than 25% over an average duration of 7 months).

The evaluation of the entomofauna subservient to inventoried stocks reveals a great peculiar wealth of pests. A total of 11 species in four different orders were identified by the producers. They are Coleoptera, Lepidoptera, Hymenoptera (family *Pteromalidae*) and *Blattoptera*. From this inventory, species of economic importance due to the damage caused were according to the participants: *Callosobruchus maculatus* (37.20%) stock pests (legumes), *Sitophilus* sp. (30.30%), *Tribolium* (10.20%) and Lepidoptera (4.4%). The damage from mildew, rodents, and termites is not the least.

In the face of the qualitative and quantitative damage caused by these insects, various protection techniques are carried out on the commodities to be stored as soon as they are lightened. These are drying, packaging and storage. In fact, all the foodstuffs intended for storage once collected from the fields will be dried beforehand (at least 3 hours) and then preserved according to three main storage methods: ears (cereals), pods (legumes) and grains (cereals and cereals). legumes) and 6 methods of packaging. Depending on the nature of the foodstuff to be stored, participants say that their food is mainly packed in polythene bags (69.5%), PICS bags mainly for legumes (16.90%), and granaries / Hangars / Roofs of houses (in ears or pods) (Figure 7).





**Figure 7:** Distribution of packaging stocks according to the nature of the grains

238  
 239  
 240  
 241  
 242  
 243  
 244  
 245  
 246  
 247  
 248  
 249  
 250  
 251  
 252  
 253  
 254  
 255  
 256  
 257  
 258  
 259  
 260  
 261  
 262

In total, 6 main usual means (traditional and modern) of stock protection were mentioned by the participants in this survey. This is the chemical control (6.56%), the use of plant derivatives (barks, roots, oils, leaves or ashes) (10%), the use of PICS bags (17.50 %), bag processing (5.94%), drying / bagging (3.75%), and store maintenance and warehouse monitoring (56.25%). In the same way, several parental techniques continue to be applied by the farmers are mainly the storage of the crops in the lofts, the hangars, and the Canaries after drying is 36.99% of the techniques mentioned. It should be noted that some producers claim to introduce chemicals into granaries prior to storage and plant material during shelf life. 85.75% of people who use the maintenance of the stores say they do it with chemicals that they apply on the bags, the soil or in the enclosure of the structure of storage. In the same vein, 87.75% of participants using chemical control say they do not perform contact treatments on grains compared to 12.25% who practice them. And anyone who says they treat the bags says dip them in a chemical-based solution before introducing the grains. From a total point of view, the participants in this survey mainly use chemicals with regard to modes and forms of application.

In addition, we find that there is a significant difference between the means of controlling selected stocks and the department.....divisions. Indeed, the Mayo-Kani department.....division is the one where the producers have the most recourse to modern methods like the spraying of chemicals in warehouses, introduction of tablets of phostoxin into bags and use of PICS bags. Similarly, producers in the Logone and Chari department.....division use the most traditional methods such as the maintenance of warehouses, introduction of plant material derivatives into bags, salt and soaking of bags in macerations plants (Figure 8).

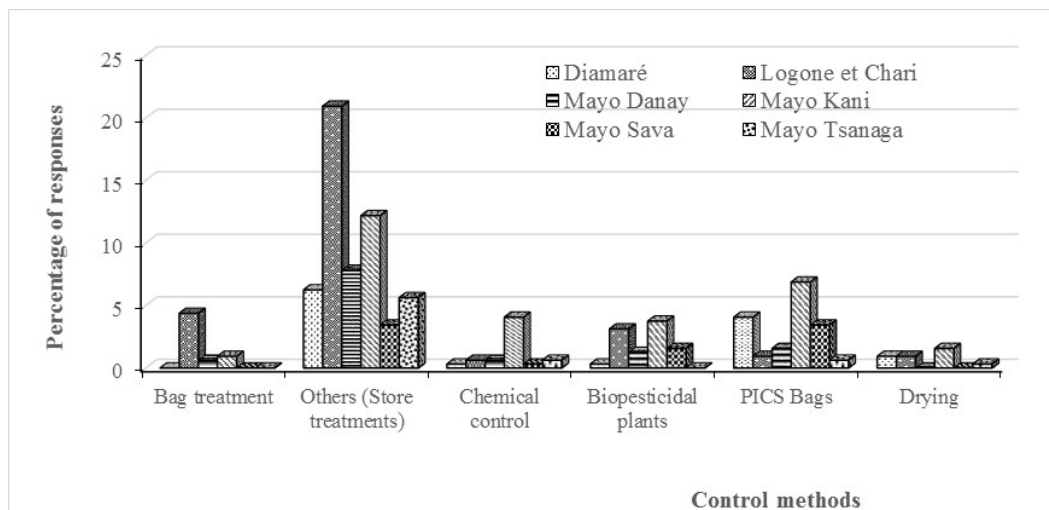


Figure 8: Distribution of usual means of stock protection in the Far North region

This non-exhaustive analysis of the usual means of stock control allows us to understand that farmers in the Far North region of Cameroon have developed several strategies for the conservation of their foodstuffs. However, it should be noted that the traditional methods (drying, plant material, ash) of storage are effective for small quantities, for short duration and for foodstuffs intended for consumption. Therefore, these methods will have several limitations when it comes to producers of large quantities primarily for sale. Also given the quantitative, qualitative and organoleptic losses that insects cause on commodities with the effect of falling prices, large producers will tend to practice chemical control which offers better management of stocks over a relatively long period with better financial impact but with repercussions on the health of consumers, traders and the environment.

A total of eight products and 10 active ingredients belonging to 06 families divided into 3 Organophosphates, 3 Pyrethroids, 01 Organochlorines, 01 Neonicotinoids, 01 Carbamates, and 01 Aluminum Phosphides were cited by producers in our study area (Table 3).

**Table 3:** Diversity of industrial chemical insecticides, their active ingredients in northern Cameroon and their classification according to the standards of the Joint Meeting for Pesticides Management FAO / WHO (WHO, 2009)

Trade names	Actives ingredients	Families*	Classe**
Phostoxin	Aluminum phosphide	PI	Ia
Thioral	Heptachlor	OC	O*
Marshall	Carbosulfan	CA	II
K-Optimal	Lambda-Cyhalothrin 15g/l + Acetamiprid 20g/	Pyr Néo	II
Rambo	Permethrin	Pyr	III
Pia-pia	Dichlorvos	OP	Ia
Malagrain	Deltamethrin	OP	III
Calthio	Chlopyrifos-méthyl + thiram	OP	III
Optimal	Acetamiprid 200 g/kg	Pyr	II

**Legend:** \* OC: organochlorine; OP: organophosphorus; PI: inorganic phosphide, Pyr: pyrethroid; CA = carbamate; Neo: Neonicotinoids

† The three classes observed among the five possible classes are: class Ia: Extremely dangerous; class II: Moderately dangerous; class III = Not dangerous; O\*: Obsolete because this active ingredient is no longer registered in Cameroon.

#### 289 4. DISCUSSION

290 This study has allowed us to understand the conservation conditions of cereals and pulses in  
291 the Far North region of Cameroon and to determine the level of technicality of the producers as  
292 regards the conservation of their harvest. From the demographic characteristics, it can be seen that  
293 the respondents involved in the survey have a low level of formal education and more than 78%  
294 depend on agriculture or self-employment for their survival. This could be one of the factors limiting the  
295 ability of the respondents to adopt and/or use improved or popularized storage techniques and the  
296 equipment made available to them by the various support structures. These results are similar to those  
297 obtained in Kwara state in Nigeria and in southern Africa (Malawi and Zambia) [21, 22]. Furthermore,  
298 71% practice a monoculture with 3 main crops. These results are similar to those obtained by some  
299 authors who claimed that sorghum, millet, and cowpea were the main crops in the Guinean and  
300 Sudano-Sahelian savannah areas of Nigeria [23]. Certain authors report that in Mali and around the  
301 Lake Chad Basin cowpea monocrop is increasingly practiced as a bargaining chip for agricultural  
302 inputs [24, 25]. These results are contrary to those obtained in South Cameroon zone where 69% of  
303 farmers practice polyculture in the cropping systems to solve the problem of declining soil fertility and  
304 pests [26].

305 On the other hand, the harvest of cereals is intended for the consumption and the legumes for  
306 the sale. These results corroborate those of some authors who reported that cereals, especially millet,  
307 maize, and sorghum are the staple foods of the Sahelian populations in Africa [27, 28]. It had already  
308 been noted out in earlier work reports that in the different farming systems of the Far North, sorghum  
309 and millet were the main food crops that were widely grown and consumed by the rural population  
310 while maize, groundnuts rice, and cowpea are classified as cash crops and self-consumption [29].  
311 These cereals are kept longer time than legumes. This could be due to the storage mode (ears or  
312 spikes) of cereals. Also, the storage in spikes ensures better conservation [30].

313 Two predominant types of storage structure were identified among the six home stores (36%)  
314 and house corners (25%). These results are similar to those obtained by some authors on legumes  
315 and on cereals [31, 32]. These modalities are due in large part to the fear that producers will have their  
316 crops stolen.

317 The Main storage constraints reported by respondents are consistent with those of several  
318 authors who claim that in the Sahelian zones, the risks of stock degradation come mainly from insects  
319 and rodents [31, 33, 34].

320 Pest entomofauna associated with stocks identified by respondents is similar to that of  
321 several authors on cereals and pulses. Eight species on Bambara groundnut seeds in the southern  
322 half of Togo were recorded [35]. In the High Bassin region of Burkina six species have identified on the  
323 grains of Bambara groundnut and cowpea [31]. On cereals stocks, 11 species were identified of the  
324 southern Sudanian zone of Burkina Faso [32]. The presence of 18 species in northern Cameroon,  
325 including *Sitophilus zeamais*, *S. oryzae*, *Callosobruchus maculatus*, *Tribolium castaneum*, *Sitotroga*  
326 *cerealella*, and *Ephestia elutella* has been reported [36]. In contrast to the studies conducted by these  
327 authors, we observed *Prostephanus truncatus* (Horn), *Rhyzopertha dominica* F., *Caryedon serratus*  
328 (Oliv.) and Isoptera (termites) in the storage structures of our study area. Several authors have  
329 reported the presence of *P. truncatus* on corn on the cob or seed and *R. dominica* on legumes [31,  
330 33, 37, 38, 39]. The presence of *P. truncatus* in our area could be attributed to the multiple movements  
331 of refugees in recent years. *Dinarmus basalis* observed in these stocks has the status of a natural  
332 enemy of beetles pests stocks.

333 In fact, the Larger grain borer is an important pest of cereals [40] and its absence in  
334 Cameroon was once attributed to the release at various points of the continent of its predator  
335 *Teretriosoma nigriscens* which would have caused its scarcity or absence during surveys [10].  
336 However, its presence was reported in Nigeria in 1992 when no inoculation of *Teretriosoma nigriscens*  
337 had been made [41]. Also, the different displacements observed for a few years on the northern  
338 borders of Cameroon with Nigeria could have allowed an accidental reintroduction of the pest in  
339 Cameroon.

340 Several methods were identified by the respondents as means of controlling their stocks  
341 including chemical control, plant material used, packaging methods, and warehouse maintenance.  
342 These results corroborate those of [42]. Also, seven of the eight products used by growers are likely to  
343 cause insect resistance, particularly on *Stitophilus* species [43, 44]. To these resistances are added  
344 the risks of intoxication emanating from the non-respect of the doses, the ignorance of the products  
345 and the fragility of the ecosystems of this zone. Indeed, the 'Phostoxin insecticide' formulated from  
346 aluminum phosphide and class Ia product (extremely dangerous) is among the products approved by  
347 Cameroon [45] and is the most used on stocks of legumes. In addition, producers say they use cotton  
348 products (Optimal) or rodents and other insects (Rambo) on commodities. Similarly, Pia-pia and  
349 Marshall pulverized by producers in warehouses or on bags are banned products on the markets of  
350 Cameroon [46] because of their strong persistence in the environment, their high lipophilicity, their  
351 non-biodegradability and their potential for bioaccumulation in adipose tissue as well as throughout the  
352 food chain up to breast milk with impacts on male fertility [17].  
353

## 354 5. CONCLUSION

355 This study shows that the low standard of living of the populations, the low access to inputs  
356 (quality seeds, fertilizers) and the damage caused by the pests during storage in our study site  
357 constitute a drive for food security. In spite of the fact that each family applies to its exploitation, the  
358 climatic hazards amplified by the losses caused during storage constitute the two main constraints to  
359 the production and the reduction of the famine. Indeed, cereal crops stored for long periods are also  
360 those so inflation alters very little or almost no portfolio of the producer especially when we know that  
361 the cultivation of sorghum against season can overcome the lack of cereals. However, legumes, the  
362 main sources of vegetable protein and thus products of inflation is remarkable during the lean season  
363 are the most attacked storage and therefore the fastest sold. In addition, the fact that growing legumes  
364 requires very little means, many producers diversify in this sector to the detriment of cereal cultivation  
365 without benefiting from it for lack of good conservation techniques respectful of human health and  
366 health. environment. The finding is therefore that the weakness of food supplies is reinforced by the  
367 lack of grain stocks and the shortage in the markets of certain staple foods such as millet and sorghum  
368 causing destocking as well as the almost systematic sale of the main legumes. The cash crop  
369 character of legumes and mainly cowpea suggests a food imbalance in this population that leads to  
370 malnutrition. To remedy this situation and thus allow the production of each family to reduce famine in  
371 the region, we recommend techniques of protection of stocks typically biological and less expensive.  
372  
373

## 374 6. REFERENCES

- 375 1. Gueye B. and F.K. Schoonmaker, 1991. Introduction à la méthode accélérée de recherche  
376 participative (MARF), Quelques notes pour appuyer une formation pratique, Pub. IIED, London  
377 (UK), 69 p.
- 378 2. Adjalien E., J-P. Noudogbessi, D. Kossou and D. Sohounhloue 2014. État et perspectives de  
379 lutte contre *Sitotroga cerealella* (Olivier, 1789), déprédateur des céréales au Bénin: synthèse  
380 bibliographique. *J. Appl. Biosci.*, 79: 6955–6967.
- 381 3. Shewry P.R., 2007. Improving the protein content and composition of cereals grain. *J.cereal Sci.*,  
382 46: 239-250.
- 383 4. Lienard V. and Seck D., 1994. Revue des méthodes de lutte contre *Callosobruchus maculatus*  
384 (F.) (Coleoptera: Bruchidae), ravageur des graines de Cowpea (*Vigna unguiculata* (L.) Walp) en  
385 Afrique tropicale. *Insect Sci. Applic. Vol. 15, N° 3.* pp. 301-311.
- 386 5. Langyintuo A.S., J. Lowenberg-DeBoer, M. Faye, D. Lambert, G. Ibro, B. Moussa, A. Kergna, S.  
387 Kushwaha, S. Musa and G. Ntougam, 2003. Cowpea supply and demand in West and Central  
388 Africa. *Field Crops Res.*, 82: 215-231.

- 389 6. Duc G., C. Mignolet, B. Carrouée and C. Huyghe, 2010. Importance économique passée et  
390 présente des légumineuses : Rôle historique dans les assolements et facteurs d'évolution.  
391 *Innovations Agronomiques* 11, 1-24
- 392 7. Delobel A. and M. Tran, 1993. Les coléoptères des denrées alimentaires entreposées dans les  
393 régions chaudes. Faune Tropicale XXXII. ORSTOM/ CTA Eds, Paris, 424 p.
- 394 8. De groot I., 2004. Agrodok 18 : Protection des céréales et des légumineuses stockées.  
395 Fondation Agromisa, Wageningen, ISBN : 90-77073-88-4
- 396 9. Kumar R. 1991. La Lutte Contre les Insectes Ravageurs. Karthala et CTA : Paris ; 10- 311.
- 397 10. Ngamo L.S.T. and T.H. Hance, 2007. Diversité des ravageurs des denrées et méthodes  
398 alternatives de lutte en milieu tropical. *Tropical*, Vol 25 (n°4): 215-220.
- 399 11. Goergen, 2008. Petit manuel d'identification des principaux ravageurs des denrées stockées en  
400 Afrique de l'Ouest, l'Institut International d'Afrique Tropicale (IITA), Benin. 20p
- 401 12. Dabiré C., 2001. Étude de quelques paramètres biologiques et écologiques de *Clavigralla*  
402 *tomentosicollis* STAL., (Hemiptera : Coreidae) punaises suceuses des gousses du Cowpea  
403 (*Vigna unguiculata* L.) dans une perspective de lutte durable contre l'insecte au Burkina Faso.  
404 Thèse de Doctorat d'état, Université de Cocody, Cocody, 179 p.
- 405 13. Isman M.B., 2006. Botanical insecticides, deterrents, and repellents in modern agriculture and  
406 an increasingly regulated world. *Annu Rev Entomol.* 2006;51:45-66.
- 407 14. Ketoh G.K., H.K. Koumaglo, and A.I. Glietho, 2005. Inhibition of *Callosobruchus maculatus* (F.)  
408 (Coleoptera: Bruchidae) development with essential extracted from *Cymbopogon schoenanthus*  
409 L. Spreng. (Poaceae) and the wasp *Dinarmus basalis* (Rondani) (Hymenoptera: Pteromalidae).  
410 *Journal.....J. of Stored Products.....Prod Research...Res.*, 41: 363-371
- 411 15. Ngamo L.S.T., M.B. Ngassoum, P.M. Mapongmetsem, F. Malaisse, E. Haubruge, G. Lognay,  
412 and T. Hance, 2007. Current post-harvest practices to avoid insect attacks on stored grains in  
413 Northern Cameroon. *Agr. J.*, 2(2): 242-247.
- 414 16. Pazou E.Y.A., M. Boko, C.A.M. Van Gestel, H. Ahissou, P. Lalèyè, S. Akpona, B. Van Hattum,  
415 K. Swart and N.M. Van Straalen., 2006. Organochlorine and organophosphorous pesticide  
416 residues in the Ouémé river catchment in the Republic of Benin. *Environment.....Environ.*  
417 *International*, 32 (5): 616-623.
- 418 17. Kanda M., K. Wala, K. Batawila, G. Djaneye-Boundjou, A. Ahanchede and K. Akpagana., 2009.  
419 Le maraîchage périurbain à Lomé : pratiques culturelles, risques sanitaires et dynamiques  
420 spatiales. *Cahiers Agricultures*, 18 (4): 356-363.
- 421 18. Bouvier N., 1963. *L'usage du monde*. Librairie Droz ; rééd. Petite bibliothèque Payot/Voyageurs,  
422 Lausanne, Suisse (1992), 349 p.
- 423 19. Jebkalbe P., 2010. Les agriculteurs face aux enjeux de la conservation de l'environnement dans  
424 la région de l'extrême-nord du Cameroun. ISDA 2010, Montpellier, France. Cirad-Inra-SupAgro,  
425 10 p. <hal-00525957 >
- 426 20. Gueye B. et Schoonmaker F.K., 1991. Introduction à la méthode accélérée de recherche  
427 participative (MARP), Quelques notes pour appuyer une formation pratique, Pub. IIED, London  
428 (UK), 69 p.
- 429 21. Segun F., B., Olubunmi O. A., and Zainab A. T., 2014. An economic survey of cowpea (*Vigna*  
430 *unguiculata*) storage practices in Kwara state, Nigeria. *Bangladesh J. Agril. Res.* 39(1): 47-57,  
431 March 2014
- 432 22. Kamanula J., Sileshi G.W., Belmain S. R., Sola P., Mwumi B.M., Nyirenda G. K.C., Nyirenda S.  
433 P., and Stevenson P. C., 2011. Farmers' insect pest management practices and pesticidal plant  
434 use in the protection of stored maize and beans in Southern Africa. *International.....Inter.*  
435 *Journal..... J. of Pest Management..... Manag.* Vol. 57, No. 1, January-March 2011, 41-49
- 436 23. Zhang W, E. Kato, F. Bianchi, P. Bhandary, G. Gort and W. Van der Werf, 2018. Farmers'  
437 perceptions of crop pest severity in Nigeria are associated with landscape, agronomic and socio-  
438 economic factors. *Agriculture.....Agric, Ecosystems....Ecosy and Environment...Environ* 259:  
439 159-167



- 440 24. Coulibaly, O. 1987. Factors affecting the adoption of agricultural technologies in sub-Saharan  
441 Africa: the case of new varieties of cowpea around the agricultural research station of Cinzana,  
442 Mali. MSc thesis, Michigan State University, East Lansing, Michigan, USA.
- 443 25. Pedune-Cameroon. Production écologiquement durable du niébé. 1999. Annual country report.  
444 Cameroon. International Institute of Tropical Agriculture, Cotonou, Benin.
- 445 26. Atemkeng M.F. and N.A. Neba<sup>1</sup>, 2017. Assessing Farmers' Knowledge on the Role of Cowpea  
446 in Improving Soil Fertility in Cropping Systems in Southern Cameroon *Asian Journal.....J. of*  
447 *Agricultural...Agric Extension, Economics & Sociology 19(3): 1-8, 2017*
- 448 27. Fofana A. and D.F. Mbaye, 1990. In: Production du mil au Sénégal: contraintes et perspectives  
449 de recherches. ISRA-Direction des Recherches sur les Cultures et Systèmes Pluviaux, Dakar, p.7.
- 450 28. Neethirajan S., C. Karunakaran, D. S. Jayas and N. D. G. White, 2007. Detection techniques for  
451 stored-product insects in grain. *Food Control. 18: 157-162.*
- 452 29. Njomaha C. 2002. Durabilité des systèmes de culture dans l'Extrême-Nord Cameroun. Actes du  
453 colloque, 27-31 mai 2002, Garoua, Cameroun, 1-10.
- 454 30. Cruz J.F., F. Troude, D. Griffon and J.P. Hébert, 1988. *Conservation des Graines en Régions*  
455 *Chaudes* (2 éd.). Coll. Minist. Fr Coop et Dév. Techniques rurales en Afrique, CEEMAT/CIRAD :  
456 Montpellier; 545p.
- 457 31. Sankara F., Z.Gondé, A. G. Sanou and I. Somda, 2016. Diagnostic participatif des pratiques  
458 paysannes post-récolte et des contraintes de stockage de deux légumineuses cultivées dans la  
459 région des Hauts-Bassins du Burkina: cas du Cowpea, *Vigna unguiculata* (L.) Walp. et du  
460 Bambara groundnut (*Vigna subterranea* (L.) Verdc. *International.....Intern. Journal....J. of*  
461 *Innovation...Inn and Applied...AppStudies*. Vol. 16 No. 3 Jun. 2016, pp. 646-656
- 462 32. Waongo A, M. Yamkoulga, C.L. Dabire-Binso, M.N.BA and A. Sanon, 2013. Conservation post-  
463 récolte des céréales en zone soudanaïenne du Burkina Faso : Perception paysanne et  
464 évaluation des stocks. *Int. J. Biol. Chem. Sci.*, 7(3): 1157-1167.
- 465 33. Bosque-pérez N.A., 1992. Insectes nuisibles du maïs entreposé : biologie et méthodes de lutte.  
466 Guide de recherche de l'IITA No. 30 Programme de la formation, Institut international  
467 d'agriculture tropicale (IITA), Ibadan, Nigéria, 32 p.
- 468 34. Rajendran S. 2002. Postharvest pest losses. In *Encyclopedia of Pest Management*, Pimentel D  
469 (ed). Marcel Dekker, Inc: New York; 654–656.
- 470 35. Nyamador S. W., 2009. Influence des traitements à base d'huiles essentielles sur les capacités  
471 de reproduction de *Callosobruchus subinnotatus* Pic. et de *Callosobruchus maculatus* Fab.  
472 (*Coleoptera : Bruchidae*) : mécanisme d'action de l'huile essentielle de *Cymbopogon giganteus*  
473 *Chiov.* Thèse de Doctorat, Université de Lomé, Togo, 2009.
- 474 36. Ngamo L.S.T., 2001, Deuxième rapport annuel (2000-2001). Grand programme de recherche  
475 universitaire. Développement et valorisation des ressources animales et végétales. Protection  
476 intégrée des denrées stockées. Université de Ngaoundéré. 15
- 477 37. Philogène B.J.R., J.T. Arnason and Lambert J.D.H., 1989. Facteurs contribuant à la protection  
478 du maïs contre les attaques de *Sitophilus* et *Prostephanus*. *Céréales en régions chaudes*. Paris :  
479 AUPELF-UREF, John Libbey, Eurotex.
- 480 38. Holst N, W.G Meikle and R.H. Markham, 2000. Grain injury models for *Prostephanus truncatus*  
481 (*Coleoptera: Bostrichidae*) and *Sitophilus zeamais* (*Coleoptera: Curculionidae*) in rural maize  
482 stores in West Africa. *J. Econ. Entomol.*, 93(4): 1338–1346.
- 483 39. Vowoter K.A., W.G. Meikle, J.N. Ayertey and R.H. Markham, 2004. Distribution and association  
484 between the larger grain borer *Prostephanus truncatus* (Horn) (*Coleoptera: Bostrichidae*) and  
485 the maize weevil *Sitophilus zeamais* Motschulsky (*Coleoptera: Curculionidae*) in maize stores. *J.*  
486 *Stored Prod. Res.*, 41, 498-512.
- 487 40. Helbig J., 1995, Écologie de *Prostephanus truncatus* au Togo examinée notamment du point de  
488 vue des interactions avec le prédateur *Teretriosoma nigriscens*. GTZ, Eschborn,
- 489 41. GTZ, 1999, Propagation de *Prostephanus truncatus* et de son prédateur *Teretriosoma*  
490 *nigriscens* en Afrique GTZ, Eschborn,

- 491 42. Folefack D.P., A.G. Sobda, S. O. Tengomo, Boukar and A. Tahirou., 2013. Vulgarisation de la  
492 méthode du triple ensachage pour le stockage amélioré du Cowpea en zone sahélienne du Nord  
493 Cameroun: Enjeux et perceptions paysannes. *Tropicultura*, 31 (3) : 170-178
- 494 43. Odeyemi O.O., M.O. Ashamo, R.O. Akinkulolere and A.A. Olatunji, 2010. Resistance of strains  
495 of rice weevil, *Sitophilus oryzae* (Coleoptera: Curculionidae) to pirimiphos methyl. 10th  
496 International Working Conference on Stored Product Protection. *Julius-Kühn-Archiv.*, 425(1): 1-6.
- 497 44. Guèye M.T., D.Seck, J.P. Wathel and Lognay G., 2011. Lutte contre les ravageurs des stocks de  
498 céréales et de légumineuses au Sénégal et en Afrique occidentale : synthèse bibliographique,  
499 *Biotechnol. Agron. Soc. Environ.*, vol. 15 n°1, pp. 183-194,
- 500 45. MINADER, 2015. Index Phytosanitaire du Cameroun, édition 2014. Ministère de l'Agriculture et  
501 du Développement Rural Ed. Yaoundé 395pp.
- 502 46. MINADER, 2009. Arrêté N°27/09/A/MINADER/SG/CNHPCAT/SEC du 23 mars 2009 portant  
503 interdiction d'utilisation des produits phytosanitaires contenant le Carbosulfan (MARSHAL 35  
504 DS, MARSHAL 480).

UNDER PEER REVIEW